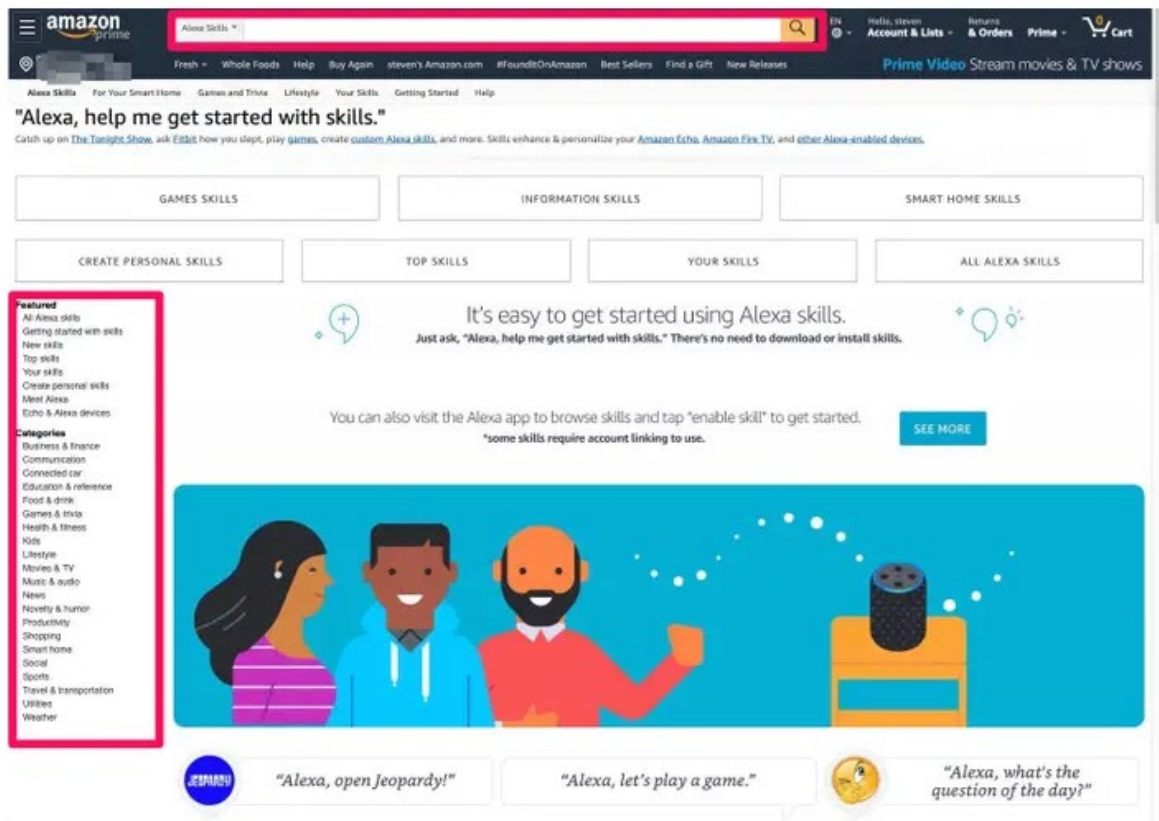


How to add new skills to your Alexa-enabled device

Using your computer

1. Sign into your Amazon account and navigate to the **Alexa Skills** page on your **Mac** or **PC**.
2. Search for “Arizona Realtors” using the search bar at the top of your screen, browse the editor’s picks, or search via category in the left hand column.

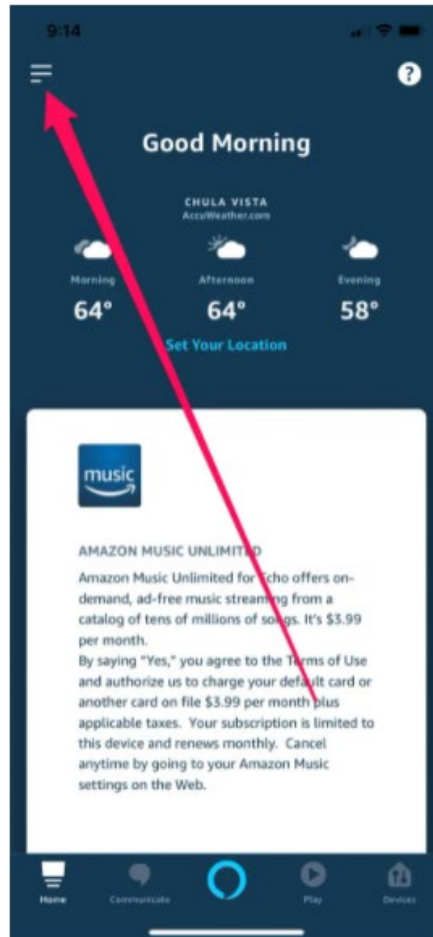


You can use the Amazon search bar to look for skills or browse through categories on the left hand column of the screen.

3. Click on the skill you want to add, then click the button that says “Enable” on the next page.

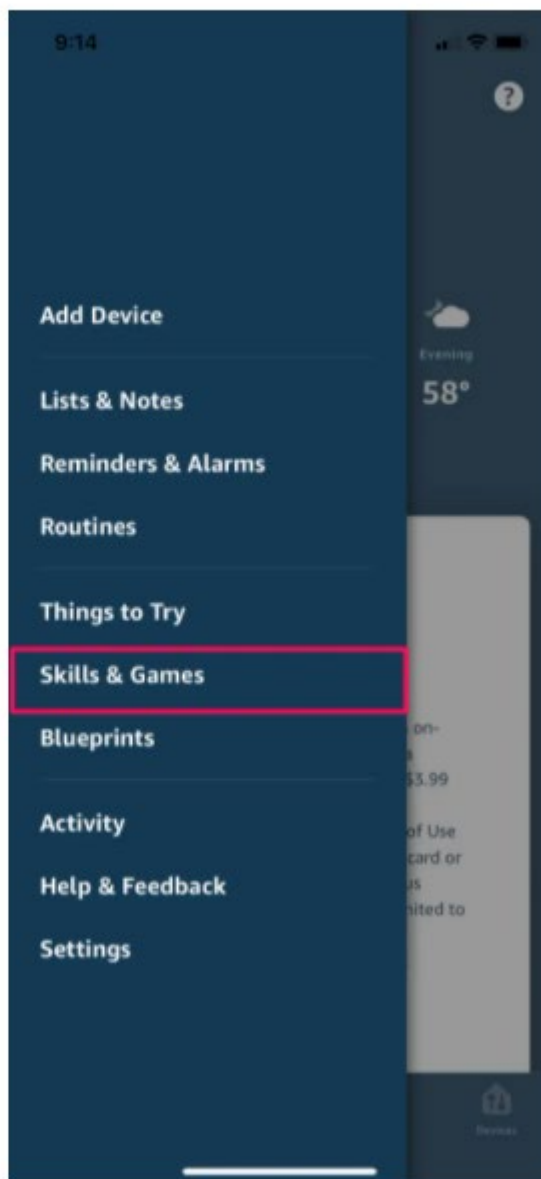
How to add skills using your mobile device

1. Open the Alexa app on your **iPhone** or **Android** and tap the menu icon at the top-left.



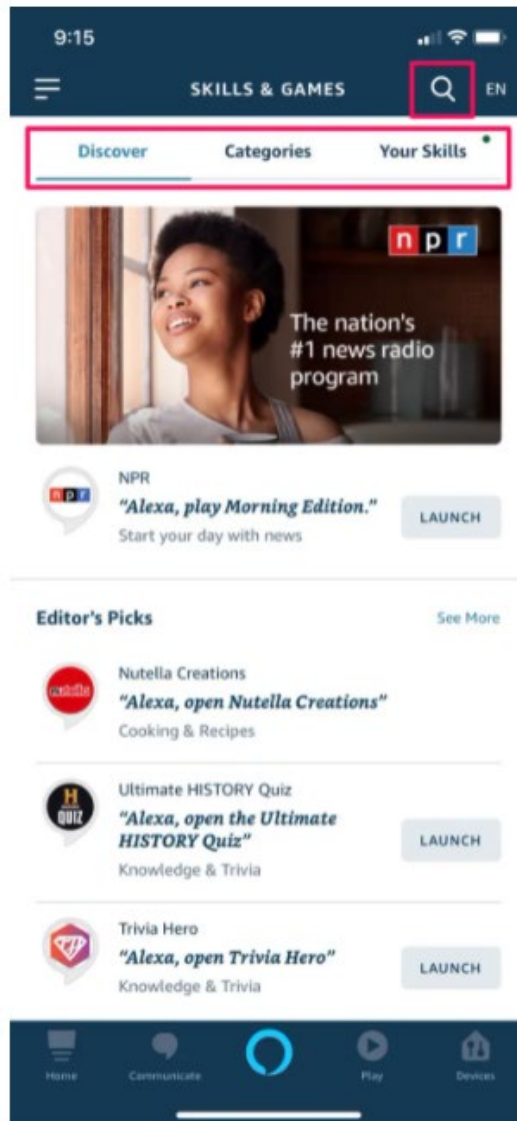
Open the top menu.

2. Tap “Skills & Games” in the menu.



Select “Skills & Games.”

3. Tap the magnifying glass icon to search for the skill you want and enter “Arizona Realtors”.



Browse or search for the skill you want to add.

4. Select the skill, then tap “ENABLE TO USE.”



Arizona REALTORS
by Arizona Association of REALTORS
Rated: Guidance Suggested
☆☆☆☆☆ 0
Free to Enable

"Alexa, play my Flash Briefing"
"Alexa, what's my Flash Briefing?"

Get this Skill

Enable

By enabling, this skill can be accessed on all your available Alexa devices.

✉️ 🐦 📘 📌

Description

Listen to frequent updates from Arizona REALTORS®. Please visit www.aaronline.com for details on anything you'll hear, plus sample forms, business tools, and much more.